








SATURDAY 28TH SEPTEMBER 2019
DISTANCE (KM)
**WOMEN ELITE
ROAD RACE**
RACE ROUTE
TO GO
COMPLETED
SLOW
PREDICTED
FAST

	TO GO	COMPLETED	SLOW	PREDICTED	FAST
 BRADFORD (NEUTRAL START)	149,4	0,0	37 km/h	39 km/h	41 km/h
 ACTUAL START (OTLEY ROAD)	149,4	0,0	11:58	11:58	11:58
MENSTON	144,8	4,6	12:05	12:05	12:04
OTLEY	141,4	8,0	12:10	12:10	12:09
FARNLEY	138,1	11,3	12:16	12:15	12:14
 NORWOOD EDGE SUMMIT	133,9	15,5	12:23	12:21	12:20
MENWITH HILL	127,2	22,2	12:34	12:32	12:30
SUMMERBRIDGE	121,9	27,5	12:42	12:40	12:38
PATELEY BRIDGE	115,9	33,5	12:52	12:49	12:47
LOFTHOUSE	105,2	44,2	13:09	13:06	13:02
 LOFTHOUSE SUMMIT	101,6	47,9	13:15	13:11	13:08
LEIGHTON	95,3	54,1	13:25	13:21	13:17
MASHAM	88,4	61	13:37	13:32	13:27
WEST TANFIELD	82,2	67,2	13:47	13:41	13:36
NORTH STAINLEY	79,1	70,3	13:52	13:46	13:40
NORTH LEES	75,4	74	13:58	13:51	13:46
RIPON	72,8	76,6	14:02	13:55	13:50
 FEED ZONE (RIPON)	71,0	78,4	14:05	13:58	13:52
BISHOP THORNTON	59,0	90,4	14:24	14:17	14:10
SHAW MILLS	57,8	91,6	14:26	14:18	14:12
BIRSTWITH	53,2	96,2	14:34	14:26	14:18
HAMPSTHWAITE	50,7	98,7	14:38	14:29	14:22
HARROGATE LAP 1 START	41,5	107,9	14:52	14:41	14:33
HARROGATE LAP 2 START	27,7	121,7	15:12	15:02	14:53
HARROGATE LAP 3 START	13,9	135,5	15:37	15:26	15:16
 HARROGATE (FINISH)	0,0	149,4	16:00	15:47	15:36